

# EDT PART NUMBERING SYSTEM

Revised 12/06

QB 1 G C 9 - 1

**SHAFT / ID SIZE** (indicated as 'x' in the Price Guide) [-0x suffix indicates modification]

**MODIFIER**

- O = standard part
- C = custom part
- H = hardened
- M = mild steel
- Q = square bolt hole
- T = split
- 6 = 316 stainless steel

**Assemblies:**

- 3 = Poly-Round® with short LTB, no sleeve, (w/ or w/o hsg)
- 4 = Poly-Round® with short LTB and locking sleeve (w/ or w/o hsg)
- 5 = Poly-Round® in housing (no sleeve)
- 7 = Poly-Round® w/ locking sleeve (with or without housing)
- 8 = ball bearing in housing
- 9 = ALL-ROUND® Supreme bearing (with or without housing)














**GROUP SIZE : dimensional interchange**

	spherical size	ring size		spherical size	ring size
A	1.575" / 40mm	203	M	5.511" / 140mm	216
B	1.850" / 47mm	204	N	5.905" / 150 mm	217
C	2.047" / 52mm	205	O	6.299" / 160 mm	218
D	2.441" / 62mm	206	P	6.693" / 170 mm	219
E	2.835" / 72mm	207	Q	7.480" / 190 mm	220
F	3.150" / 80mm	208	R	7.874" / 200 mm	221
G	3.346" / 85mm	209			
H	3.543" / 90mm	210			
I	3.937" / 100mm	211			
J	4.331" / 110mm	212			
Z	4.724" / 120mm	213			
K	4.921" / 125mm	214			
L	5.128" / 130mm	215			


**HOUSING or NON-HOUSING STYLE**

- A = stainless housing (spherical ID)
- B = polymer block bearing (straight bore)
- F = mild steel housing (spherical ID)
- G = EDT "KG" cast polymer housing (spherical ID)
- U = non-housing product
- TU = take-up frame, ss bolt-on
- TD = take-up frame, ss weld-on


**SHAPE or SERIES**

-  1 = pillow block, standard backing height
-  10 = pillow block, low backing height
-  2 = two-bolt flange, standard bolt centers
-  6 = two-bolt flange, small bolt pattern
-  3 = three-bolt extension flange (standard)
-  23 = three-bolt extension flange (smaller profile)
-  22 = three-bolt flange (triangle)
-  4 = four-bolt flange
-  24 = piloted flange, four-bolt
-  5 = take-up, narrow slot
-  7 = take-up, wide slot
-  8 = hanger bearing
-  9 = tapped base pillow block


-QK indicates QuiKleen®  
-0\_ indicates a modification

 E = ER bearing

 B = std. flanged bearing  
C = ER flanged bearing

 L = std. locking sleeve  
M = ER locking sleeve

 I = self-aligning insert

 T = tool, self-aligning install  
TV = single split collar  
TW = double split collar  
W = thrust washer

**MATERIAL** (not applicable to EDT housings)

various including: ZA ZY PA AA NA OA OE QF QB FA MA MY MZ  
stainless steel stainless ball bearing various polymers

ZB, ZJ, ZM, ZT, ZW stainless ball various solid lubricants  
 ZC, ZD, ZF, ZN, ZQ, ZZ, Z4 metals or metal treatments

GA = The Glove® 